

# 2020-21 Texas Academic Performance Report (TAPR)

District Name: HURST-EULESS-BEDFORD ISD

Campus Name: TRINITY H S

Campus Number: 220916002

2021 Accountability Rating: Not Rated: Declared State of Disaster

This page is intentionally blank.







Texas Education Agency  
 2018-19 Progress (TAPR)  
 TRINITY H S (220916002) - HURST-EULESS-BEDFORD ISD - TARRANT COUNTY

Due to the cancellation of spring 2020 STAAR, 2019 and 2018 progress data are shown.

	School Year	State	District	Campus	African American	Hispanic	White	American Indian	Asian	Pacific Islander	Two or More Races	Special Ed (Current)	Special Ed (Former)	Continuously Enrolled	Non-Continuously Enrolled	Econ Disadv	EB/EL (Current & Monitored)
School Progress Domain - Academic Growth																	



\* Indicates results are masked due to small numbers to protect student confidentiality.

- Indicates there are no students in the group.

Blank cell indicates there are no data available in the group.









Texas Education Agency  
 2020-21 Attendance, Graduation, and Dropout Rates (TAPR)  
 TRINITY H S (220916002) - HURST-EULESS-BEDFORD ISD - TARRANT COUNTY

	State	District	Campus	African American	Hispanic	White	American Indian	Asian	Pacific Islander	Two or More Races	Special Ed	Econ Disadv	EB/EL
<b>Class of 2018</b>													
Graduated	92.2%	99.2%	99.6%	100.0%	99.6%	99.6%	*	98.8%	100.0%	100.0%	98.3%	99.7%	100.0%
Received TxCHSE	0.6%	0.1%	0.1%	0.0%	0.0%	0.4%	*	0.0%	0.0%	0.0%	0.0%	0.3%	0.0%
Continued HS	1.1%	0.2%	0.3%	0.0%	0.4%	0.0%	*	1.2%	0.0%	0.0%	1.7%	0.0%	0.0%
Dropped Out	6.1%	0.5%	0.0%	0.0%	0.0%	0.0%	*	0.0%	0.0%	0.0%	0.0%	0.0%	0.0%
Graduates and TxCHSE	92.8%	99.3%											



Texas Education Agency  
 2020-21 Attendance, Graduation, and Dropout Rates (TAPR)  
 TRINITY H S (220916002) - HURST-EULESS-BEDFORD ISD - TARRANT COUNTY

	State	District	Campus	African American	Hispanic	White	American Indian	Asian	Pacific Islander	Two or More Races	Special Ed	Econ Disadv	EB/EL
Class of 2020	87.8%	90.2%	94.7%	91.1%	94.3%	96.4%	*	98.9%	92.3%	94.6%	58.1%	92.4%	81.6%
Class of 2019	87.6%	87.6%	92.4%	91.1%	89.7%	94.3%	*	96.1%	87.0%	95.1%	32.7%	90.1%	86.7%








Texas Education Agency  
 2020-21 College, Career, and Military Readiness (CCMR) (TAPR)  
 TRINITY H S (220916002) - HURST-EULESS-BEDFORD ISD - TARRANT COUNTY

Academic Year	State	District	Campus	African American	Hispanic	White	American Indian	Asian	Pacific Islander	Two or More Races	Special Ed	Econ Disadv	EB/EL
2018-19	10.7%	8.3%	9.3%	11.6%	7.3%	11.3%	*	10.8%	0.0%	2.4%	3.6%	9.9%	



Texas Education Agency  
2020-21 CCMR-Related Indicators (TAPR)  
TRINITY H S (220916002) - HURST-EULESS-BEDFORD ISD - TARRANT COUNTY





Texas Education Agency  
2020-21 CCMR-Related Indicators (TAPR)  
TRINITY H S (220916002) - HURST-EULESS-BEDFORD ISD - TARRANT COUNTY

	Academic Year	State	District	Campus	African American	Hispanic	White	American Indian	Asian	Pacific Islander	Two or More Races	Special Ed	Econ Disadv	
--	---------------	-------	----------	--------	------------------	----------	-------	-----------------	-------	------------------	-------------------	------------	-------------	--

--	--	--	--	--	--	--	--	--	--	--	--	--	--	--

--	--	--	--	--	--	--	--	--	--	--	--	--	--	--

--	--	--	--	--	--	--	--	--	--	--	--	--	--	--

Texas Education Agency  
 2020-21 Other Postsecondary Indicators (TAPR)  
 TRINITY H S (220916002) - HURST-EULESS-BEDFORD ISD - TARRANT COUNTY

	Academic Year	State	District	Campus	African American	Hispanic	White	American Indian	Asian	Pacific Islander	Two or More Races	Special Ed	Econ Disadv	EB/EL
Advanced/Dual-Credit	Course Completion (Grades 9-12)													
Any Subject	2019-20	46.3%	40.6%	45.7%	34.8%	41.0%	52.4%	50.0%	72.0%	30.8%	44.4%	6.4%	37.9%	14.6%
	2018-19	44.6%	40.5%	47.2%	34.5%	42.1%	52.9%	33.3%	72.7%	36.6%	55.3%	10.0%	40.2%	18.9%
English/Language/Arts	2019-20	18.2%	18.0%	22.3%	14.1%	17.1%	28.1%	41.7%	43.1%	8.9%	22.6%	0.6%	14.4%	0.5%
	2018-19	17.8%	18.7%	22.4%	17.0%	16.6%	28.3%	0.0%	39.6%	3.8%	21.8%	2.1%	16.3%	2.5%
Mathematics	2019-20	20.7%	14.4%	18.0%	10.8%	12.0%	23.0%	8.3%	42.5%	5.8%	15.9%	1.3%	12.9%	1.7%
	2018-19	20.4%	15.8%	18.8%	11.8%	13.3%	22.8%	0.0%	38.9%	11.7%	22.3%	1.9%	14.9%	6.2%
Science	2019-20	22.4%	20.4%	27.8%	23.4%	25.2%	29.6%	33.3%	40.4%	22.5%	30.0%	5.0%	23.3%	10.1%
	2018-19	21.7%	20.1%	26.0%	22.6%	23.6%	27.5%	7.1%	33.1%	23.1%	35.7%	11.0%	23.5%	13.7%
Social Studies	2019-20	24.6%	26.9%	26.5%	17.6%	20.1%	31.5%	41.7%	60.0%	5.6%	22.2%	0.6%	20.1%	2.1%
	2018-19	23.6%	27.5%	27.9%	18.2%	19.2%	20.6%	33.7%	58.4%	5.1%	24.1%	2.2%	20.8%	2.5%

2018-19



Texas Education Agency  
 2020-21 Student Information (TAPR)  
 TRINITY H S (220916002) - HURST-EULESS-BEDFORD ISD - TARRANT COUNTY

Student Information	Membership				Enrollment			
	Campus		District	State	Campus		District	State
	Count	Percent			Count	Percent		
Homeless	57	2.1%	2.2%	1.1%	58	2.2%	2.2%	1.1%
Immigrant	97	3.6%	5.0%	2.0%	99	3.7%	5.0%	2.0%
Migrant	1	0.0%	0.0%	0.3%	1	0.0%	0.0%	0.3%
Title I	55	2.1%	44.2%	64.5%	56	2.1%	44.3%	64.5%
Military Connected	51	1.9%	2.2%	2.7%	51	1.9%	2.2%	2.7%
At-Risk	1,023	38.3%	43.7%	49.2%	1,024	38.3%	43.6%	49.1%
<b>Students by Instructional Program:</b>								
Bilingual/ESL Education	194	7.3%	17.2%	21.0%	195	7.3%	17.2%	20.9%
Gifted and Talented Education	198	7.4%	6.7%	8.3%	198	7.4%	6.7%	8.3%
Special Education	215	8.0%	10.8%	11.1%	215	8.0%	11.1%	11.3%



Texas Education Agency  
 2020-21 Staff Information (TAPR)  
 TRINITY H S (220916002) - HURST-EULESS-BEDFORD ISD - TARRANT COUNTY

Staff Information	----- Campus -----		District	State
	Count/Average	Percent		
Total Staff	180.9	100.0%	100.0%	100.0%
Professional Staff:	167.9	92.8%	68.4%	64.3%
Teachers	148.2	81.9%	54.5%	49.6%
Professional Support	12.7	7.0%	9.7%	10.6%
Campus Administration (School Leadership)	7.0	3.9%	2.8%	3.0%
Educational Aides:	13.0	7.2%	8.0%	10.6%
Librarians and Counselors (Headcount):				
Full-time Librarians	0.0	n/a	25.0	4,290.0
Part-time Librarians	1.0	n/a	0.0	582.0
Full-time Counselors	6.0	n/a	44.0	13,211.0
Part-time Counselors	0.0	n/a	0.0	1,126.0
Total Minority Staff:	44.2	24.4%		



Texas Education Agency  
2020-21 Staff Information (TAPR)  
TRINITY H S (220916002) - HURST-EULESS-BEDFORD ISD - TARRANT COUNTY

- Indicates there are no students in the group.
- \* Indicates results are masked due to small numbers to protect student confidentiality.
- \*\* When only one student disability or assessment group is masked, then the second smallest student disability or assessment group is masked regardless of size.
- n/a Indicates data reporting is not applicable for this group.
- ? Indicates that the data for this item were statistically improbable or were reported outside a reasonable range.

Link to: [PEIMS Financial Standard Reports 2019-20 Financial Actual Report](#)  
(To open link in a new window, press the "Ctrl" key and click on the link.)